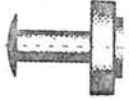
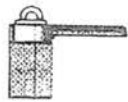

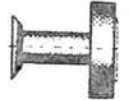



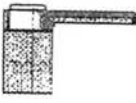

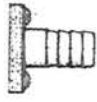





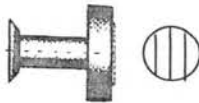


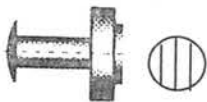
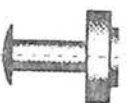


93- OUTLET # _____ - BODY # _____ - INLET # _____ - SIZE # _____

OUTLET	BODY	INLET	SIZE
 <p># 1 = MK MUSHROOM THRU-HULL WITH KING NUT</p>	 <p>#1 = SBP STRAIGHT THRU BODY W/BUNG IN HANDLE TO PLUG UNSCREENED THRU HULL</p>	 <p># 3 = FP FEMALE PIPE THREAD</p>	<p># 2 = 1/2"</p>
 <p># 2 = FK FLUSH THRU-HULL WITH KING NUT</p>	 <p># 2 = NBP 90 DEGREE BODY WITH HOSE BARB OPTION W/BUNG IN HANDLE TO PLUG UNSCREENED THRU HULL</p>	 <p># 4 = SH STRAIGHT HOSE BARB</p>	<p># 3 = 3/4"</p>
 <p># 3 = FP FEMALE PIPE THREAD WITH STAINLESS STEEL HEX NUTS FOR BOLTS</p>	 <p># 3 = SB STRAIGHT THRU BODY WITH PLAIN HANDLE</p>	 <p># 5 = NH 90 DEGREE HOSE BARB</p>	<p># 4 = 1"</p>
 <p># 4 = SH STRAIGHT HOSE BARB WITH STAINLESS STEEL HEX NUTS FOR BOLTS</p>	 <p># 4 = NB 90 DEGREE BODY WITH HOSE BARB OPTION & PLAIN HANDLE</p>	 <p># 6 = BL BLANK CAP USED WITH 90 DEGREE BODY OR DRILLED AND TAPPED FOR THREADED CONNECTIONS</p>	<p># 5 = 1 1/4"</p>
 <p># 5 = NH 90 DEGREE HOSE BARB WITH STAINLESS STEEL HEX NUTS OR BOLTS</p>	 <p># 5 = DBP SAME AS # 2 ORIENTATION OF HOLE IN BALL MAKES THE DIFFERENCE (DUAL DRAIN)</p>	 <p># 7 = CH BLANK CAP THREADED FOR USE WITH GARDEN HOSE FITTING</p>	<p># 6 = 1 1/2"</p>
 <p># 6 = FKS SAME AS # 2 EXCEPT SCREENED</p>	 <p># 6 = DB SAME AS # 4 ORIENTATION OF HOLE IN BALL MAKES THE DIFFERENCE (DUAL DRAIN)</p>	 <p># 8 = CFP BLANK CAP THREADED FOR USE WITH CUSTOM PUMPS</p>	<p># 8 = 2"</p>
 <p># 7 = MKS SAME AS # 1 EXCEPT SCREENED</p>			
 <p>#8 = MK SAME AS # 1 EXCEPT BLACK</p>			